TeloCol® Cell Attachment Bioassay

To demonstrate cell attachment, cells were seeded onto surfaces coated with the matrix product and onto negative control surfaces without the matrix product. Cells were seeded onto surfaces using serum-free DMEM media. All surfaces were blocked with a solution containing 1% BSA. Cells were then allowed to attach for one (1) hour at 37°C. The culture surfaces were washed with DPBS. The results indicate significant cell attachment with surfaces coated using the matrix product.

Without *TeloCol*®	**With *TeloCol*®**
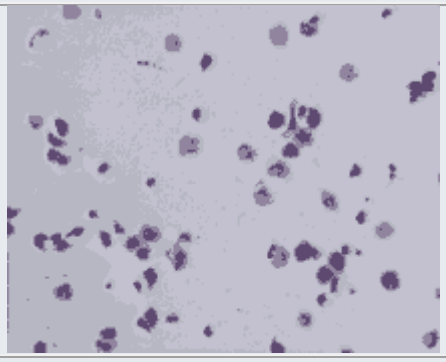	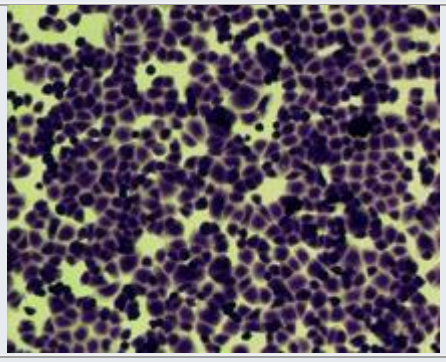
VERO Epithelial Cells 10X	
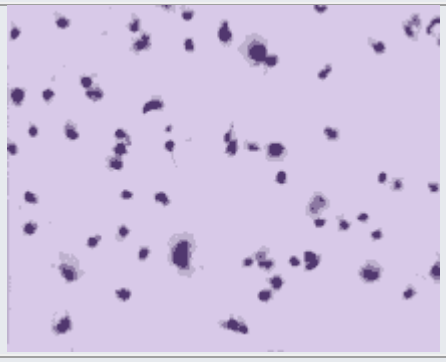	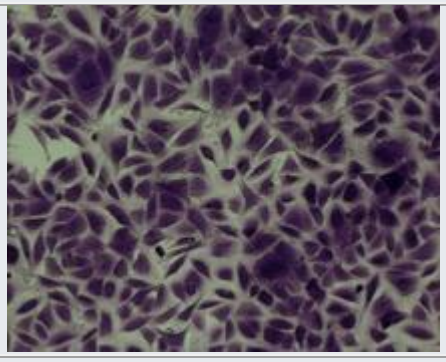
Human Dermal Fibroblast Cells 10X	
	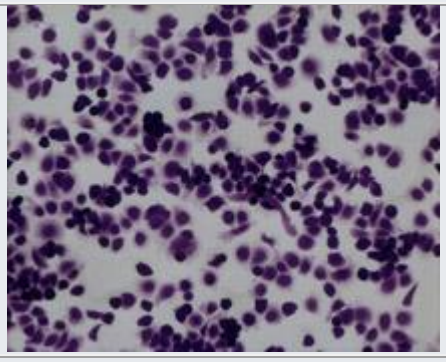
MDCK Epithelial Cells 10X	